

The logo features a stylized circular icon on the left, composed of two overlapping rings, followed by the word "INSPIRE" in a bold, uppercase, sans-serif font.

**INSPIRE**

A woman with dark hair is shown from the chest up, holding a barbell with both hands above her head. She is wearing a dark, long-sleeved, ribbed turtleneck sweater. The background is dark with some red lighting accents, suggesting a gym setting.

# **INSPIRE FITNESS**


**CATALOGUE 2019**




It all starts with an idea.  
An idea of a healthier life.

[www.inspirefitness.com](http://www.inspirefitness.com)


Unique, high quality exercise equipment.  
Designed in California.



Free Weights



Cardio



Strength

PART ONE

# Strength

**05**  
FT1 Trainer

**08**  
M2 Multi Gym

**11**  
Lat Row

**16**  
Leg Press

**06**  
FT2 Trainer

**09**  
M3 Multi Gym

**12**  
Bicep/Tricep

**17**  
Leg Extension/Curl

**07**  
SCS Cage System

**10**  
M5 Multi Gym

**13**  
Chest/Shoulder

PART TWO

# Cardio

**19**  
IC2 Indoor Cycle

**23**  
CR2 CrossRow

**20**  
CS3 Cardio Strider

**22**  
CS4 Cardio Strider

PART THREE

# Free Weights

**25**  
VKR1 Knee Raise

**28**  
Plate Tree

**31**  
3-Tier Dumbbell  
Rack

**26**  
SCS Bench

**29**  
Dumbbell Rack

**32**  
Contact Us

**27**  
HYP1 45/90 Bench

**30**  
Squat Rack




# STRENGTH

---

Our collection of commercial strength pieces are complimentary to each other, but versatile enough to stand on their own. They're innovative, built-to-last, and carefully designed to suit every facility. No matter the size of the gym, there's an assortment to complete your space.

Part I

# FT1 Functional Trainer



## Weight

725 lbs / 329 kgs

## Dimensions

W - 54 in

L - 46 in (83 in with optional bench)

H - 83 in

W - 138 cm

L - 117 cm (211 cm with optional bench)

H - 211 cm

## Light Commercial Warranty

Limited Lifetime Frame, 10y parts



### Loaded Yet Compact

One of the industry's smallest footprints in a full Functional Trainer




### Isolate Each Pulley

Two weight stacks & inventive engineering allow for independent movements



### Complete Freedom

30 swivel pulley positions provide movement in any direction for unrestricted exercises



**Frame** - Heavy-duty rectangular steel, matte black

**Included Accessories** - Tricep Rope, 2 x Rubber D Handles, Straight Bar, EZ Curl Bar, Ankle Strap, Multi-Function Belt, Sport Handle Exercise Booklet, 2 x 5 lbs Add-On Weights, Exercise Booklet

**Optional Add Ons** - 2 x 50 lbs, (107.5 lbs max per pulley), Bench, Preacher Curl Attachment, Ab Bar

**Weight Stacks** - 2 x 165 lbs (75 kgs) (1:2 ratio for 82.5 lbs per pulley, 85 lbs with 5 lbs Add-On Weights)

# FT2 Functional Trainer



## Olympic Bar, No Plates

Fully integrated selectorized smith machine sets this functional trainer apart



## Infinite Exercises

8 possible pulley positions; made up of 2 wide, 2 narrow high, & 4 narrow low pull points



## Engineering Perfected

Commercial grade construction & patented engineering make it a fan favorite

**Frame** - Heavy-duty rectangular steel, matte black

**Weight Stacks** - 2 x 165 lbs (1:2 ratio for 82.5 per pulley {85 max with 5 lbs Add-On Weight}, 20 lbs smith bar {190 max with smith bar, before weight multiplier}) Optional - 2 x 50 lbs, (110 lbs max per pulley)

**Weight Multiplier** - Doubles weight for heavy lifters, while using the smith bar

**Included Accessories** - Tricep Rope, 2 x Rubber D Handles, Straight Bar, EZ Curl Bar, Ankle Strap, 2 x Water Bottles, Multi-Function Belt, 2 x 5 lbs Add-On Weights, and Sport Handle



## Weight

825 lbs / 375 kgs

## Dimensions

W - 61 in

L - 58 in (89 in with optional bench)

H - 89 in

W - 155 cm

L - 148 cm (226 cm with optional bench)

H - 226 cm

## Light Commercial Warranty

Limited Lifetime Frame, 10y parts



# SCS Smith Cage System



## Dual Racking System

Safely rack both the Smith bar & your own free weight bar simultaneously



## Freedom to Move

Versatility of a functional trainer; 2 adjustable wide, 2 narrow low & 2 narrow high pulleys



## Built to Last

Solid steel frame & commercial grade cables mean you'll be sweating for years to come



**Frame** - Heavy-duty oval & round steel

**Color** - Matte black powder coat finish, chrome & red

**Smith Bar** - 30 lbs

**Weight Stacks** - 2 x 165 lbs (75 kgs) (1:2 ratio for 82.5 lbs per pulley)  
Optional - 2 x 50 lbs, 2 x 5 lbs Add On Weights (110 lbs max per pulley)

**Included Accessories** - 2x Multi-Ring D Handles, Rubber D Handles, Ankle Strap, Multi-Function Belt

## Weight

1100 lbs  
499 kgs

## Dimensions

W x L x H  
75 in x 61 in (99 in w/ optional bench) x 87 in.  
191 cm x 155 cm (252 cm w/ optional bench) x 221 cm

## Light Commercial Warranty

Limited Lifetime Frame,  
10y parts



# M2 Multi Gym



## Weight

400 lbs / 182 kgs

---

## Dimensions

W - 49 in (79 in with optional leg press)

L - 65 in (72 in with optional leg press)

H - 78 in

W - 125 cm (201 cm with optional leg press)

L - 165 cm (183 cm with optional leg press)

H - 199 cm

---

## Light Commercial Warranty

Limited Lifetime frame, 10y parts



### Total Body Machine

Legs, arms, chest & back all in one powerful machine




### Ergonomic Design

Intended to mimic your natural path of motion for safety & comfort



### Compact Engineering

It's a whole gym, in one, that fits in any corner of your gym or home



**Frame** - Heavy-duty steel, matte black

**Weight Stack** - 165 lbs (75 kgs)

**Included Accessories** - Revolving Lat Bar, EZ Curl Bar, Ankle Strap, Extension Chain, & 2 x D Handles

**Resistance Ratios** - Mid & Lower pulleys 1:2, Lat/Upper pulley 1:1, Leg Ext 1:1, Seated Leg Curl 3:4, Leg Press 2:1, Press Arm 1.2:2

# M3 Multi Gym



## Total Body Machine

Try more than 100 different types of exercises, with 1 efficient tool



## Built-in Crunch Bench

The patented seated crunch station is a one of a kind integration



## Independent Press Arms

Work both arms at once, or individually with the unique press arm design



**Frame** - Heavy-duty steel, matte black

**Weight Stack** - 215 lbs (98 kgs)

**Press Arm Pivot Points** - 1½" precision steel ball bearings

**Included Accessories** - EZ Curl Bar, Ankle Strap, Extension Chain, & 4 x D Handles

**Available Add-Ons** - Leg Press, Tricep Rope, Abdominal Bar, Multi-Ring D Handles, Double D Low Row Handle, Sport Handle

**Resistance Ratio** - High, Mid & Lower pulleys 1:2, Leg Ext 1:1, Leg Curl 3:4, Leg Press 2:1, Press Arm 1.2:2

## Weight

523 lbs / 238 kgs

## Dimensions

W - 40 in (74 in with optional leg press)

L - 73 in

H - 84 in (Max)


W - 102 cm (188 cm with optional leg press)

H - 186 cm

L - 214 cm

## Light Commercial Warranty

Limited lifetime on frame & 10y parts





### Weight

900 lbs / 409 kgs

---

### Dimensions

W - 88 in

L - 94 in (124 in with optional leg press)

H - 85 in

W - 224 cm

L - 239 cm (315 cm with optional leg press)

H - 216 cm

---

### Light Commercial Warranty

Limited Lifetime Frame, 10y parts

## M5 Multi Gym



### Fixed & Free Motion

Both fixed and free motion capabilities means an unlimited number of exercises



### 2 Users at Once

With dual 215 lbs. weight stacks, 2 people can work out at once



### Total Body Machine

Try more than 50 different types of exercises, with 1 efficient tool



**Frame** - Heavy-duty oval & round steel

**Color** - Matte black powder coat finish

**Weight Stacks** - 2 x 215 lbs (98 kgs)

**Included Accessories** - 2 x Double D Low Row Handle, Aluminum Lat Bar, Aluminum Curl Bar, 2 x Rubber D Handles

**Resistance Ratios** - Lower pulleys 1:2, Lat/Row/Curl pulley 1:1, Leg Ext 1:1, Leg Curl 3:4, Leg Press 2:1, Press Arms 1.2:1

**Weight**

517 lbs / 235 kgs

**Dimensions**

W - 32 in

L - 67 in

H - 85 in

W - 82 cm

L - 171 cm

H - 216 cm

**Full Commercial Warranty**

Limited Lifetime Frame,  
1y parts, 5y moving parts

**DMLR1****Commercial Lat Row****Multi-Function Upper Pulleys**

Upper pulleys with wide ranges of motion allow you to integrate bars & varying exercises

**Independent Low Pulleys**

Separate weight stacks allow for isolateral pulling & varying low row exercises

**Adjustable Seat Design**

One pin seat adjustment & comfort leg lock ensure proper positioning for everyone


**Frame** - Heavy-duty, round steel

**Color** - Matte black powder coat finish

**Commercial Pads** - Double stitched, high grade naugahyde

**Weight Stacks** - 2 x 115 lbs (52 kgs) (1:1 ratio for 230 lbs max)

**Optional Add Ons** - 2 x 5 lbs Add-On Weights (240 lbs max), Aluminum Lat Bar



# DMBT1 Commercial Bicep / Tricep



**Frame** - Heavy-duty, round steel

**Color** - Matte black powder coat finish

**Commercial Pads** - Double stitched, high grade naugahyde

**Weight Stacks** - 2 x 115 lbs (52 kgs) (1:2 ratio for 57.5 lbs total)

**Optional Add Ons** - 2 x 50 lbs, 2 x 5 lbs Add-On Weight (85 lbs max)



## Extended Range of Motion

Half resistance cable system grants you more freedom & versatility for your exercises



## Multi-Position Machine

Two upper & lower pulleys can be used from the adjustable seat & from standing positions



## Isolate Each Arm

Two weight stacks & independent pulleys allow you to isolate each arm

## Weight

455 lbs / 207 kgs

## Dimensions

W x L x H

38 in x 61 in x 85 in / 97 cm x 155 cm x 216 cm

## Full Commercial Warranty

Limited Lifetime Frame, 1y parts, 5y moving parts

# DMCSI Commercial Chest / Shoulder



## Weight

635 lbs / 288 kgs

## Dimensions

W - 55 in

L - 59 in

H - 62 in

W - 140 cm

L - 150 cm

H - 158 cm

## Full Commercial Warranty

Limited Lifetime Frame, 1y parts, 5y moving parts

32

### Over 32 Exercises

Without ever getting up, the cable design gives you full versatility in your exercises



### Isolate Each Arm

Two weight stacks & independent pulleys allow you to isolate each side of your body



### Smooth Movements

The commercial grade, cable pulley system offers smooth, quiet, fluid movements

**Frame** - Heavy-duty, round steel

**Color** - Matte black powder coat finish

**Commercial Pads** - Double stitched, high grade naugahyde

**Weight Stacks** - 2 x 165 lbs (75 kgs) (1:2 ratio for 82.5 lbs total per pulley)

**Optional Add Ons** - 2 x 50 lbs, 2 x 5 lbs Add-On Weights (110 lbs max)



"I taught myself to weld so I could build my first weight bench. It turned into a hobby of mine & then it turned into a passion. I decided if there was something I was going to do in life, it was to design exercise equipment."

**Ted Habing, Founder**







# DMLC1 Commercial Leg Press



## Ergonomically Correct

Thoughtful design means less stress on your knees, hips, & lower back



## Rubberized Foot Plate

Adaptable design moves to keep your feet in proper position



## Rounded Calf Block

The shape & position ensure comfort, proper form & full calf extensions

**Frame** - Heavy-duty, round steel

**Color** - Matte black powder coat finish

**Commercial Pads** - Double stitched, high grade naugahyde

**Weight Stacks** - 2 x 115 lbs (52 kgs) (2:1 ratio for 230 lbs per stack & 460 lbs max on leg press)

**Optional Add On** - 2 x 5 lbs Add-On Weights (480 lbs max)



### Weight

563 lbs / 256 kgs

### Dimensions

W x L x H  
48 in x 72 in x 62 in  
122 cm x 183 cm x 158 cm

### Full Commercial Warranty

Limited Lifetime Frame,  
1y parts, 5y moving parts

# DMECI Commercial Leg Extension / Curl



## Isolate Each Leg

Two weight stacks & inventive engineering allows for isolated workouts of each leg



## 2-in-1 Design

One efficient machine that offers both leg extensions & curls from a seated position



## Fully Adjustable

Switch between 9 back pad positions & 16 leg positions without leaving the seat



**Frame** - Heavy-duty round steel

**Color** - Matte black powder coat finish

**Commercial Pads** - Double stitched, high grade Naugahyde

**Weight Stacks** - 2 x 115 lbs (52 kgs) (1:1 ratio for 115 lbs per leg)

**Optional Add Ons** - 2 x 5 lbs Add-On Weights (120 lbs max per leg)

## Weight

583 lbs / 265 kgs

## Dimensions

W - 54 in

L - 65 in

H - 62 in

W - 138 cm

H - 165 cm

L - 158 cm

## Full Commercial Warranty

Limited Lifetime Frame, 1y parts, 5y moving parts





# CARDIO

---

One of a kind, stand out cardio machines will breathe life into your facility. Every piece revolves with ease and can't be replicated. Whether you're filling group classes or sustaining the attention of reoccurring customers, these pieces will suit your space.

Part II



### Weight

140 lbs / 64 kgs

### Dimensions

W - 23 in

L - 51 in

H - 49 in

W - 59 cm

L - 130 cm

H - 125 cm

### Full Commercial Warranty

5y frame, 3y moving parts,  
6m parts, 1y labor

# IC2

## Indoor Cycle



### Smooth & Quiet

State of the art belt drive system makes for an exceptionally whisper quiet ride



### Adjustable Resistance

Advanced, long lasting, leather resistance & braking system provides a smooth ride



### Fit Your Ride

4-Way adjustable seat & handle bars let you stay comfortable while avoiding injury



**Frame** - Heavy-duty steel

**Color** - Matte black powder coat finish

**Comfort Seat** - Durable leather, 2-way adjustable

**Weighted Flywheel** - 53 lbs (24 kgs), polished chrome

**Max User Weight** - 300 lbs (136 kgs)



### Weight

187 lbs / 85 kgs

### Dimensions

W - 35 in

L - 60 in

H - 54 in

W - 89 cm

L - 153 cm

H - 138 cm

### Light Commercial Warranty

10y frame, 1y parts, 1y labor

# CS3

## Cardio Strider



### Low Impact Cardio

Unique striding motion reduces stress on knees, hips & back for a one of a kind motion

20

### 20 Resistance Levels

No matter your fitness level, there's a resistance that matches you now & in the future



### Interactive Console

10 Preset programs with a log of your workout history & settings keep you on track

**Color** - Steel grey powder coat finish, chrome and red

**Customized Seat** - Adjustable back tilt & seat height

**Adjustable Handles** - Lock up or down

**Resistance System** - Electro-magnetic flywheel

**Max User Weight** - 300 lbs (136 kgs), with locking pin 400 lbs (182 kgs)



“Our equipment is precision, but the beauty of it is that it fits all levels of people. You can have a novice who’s never done a workout before and get a nice, easy workout that they can progress from. You can also have an NFL trainer hop on our equipment and get a credible workout.

That is what makes exercise exciting, we want to inspire people to live a better lifestyle.”

**Ted Habing, Founder**



# CS4 Cardio Strider



## Low Impact Cardio

Unique striding motion reduces stress on knees, hips & back



## Adjustable Seat

Motorized height adjust, 90 degree rotational seat with tilt means more accessibility



## Customizable Console

User profiles with memorized features & preset programs log your history & settings



**Color** - Steel grey powder coat finish, chrome and red

**Customized Seat** - Swivels 90 degrees left/right, motorized height adjust

**Adjustable Handles** - Fully rotational

**Resistance System** - Electro-magnetic

**Max User Weight** - 350 lbs (159 kgs)

## Weight

318 lbs / 143 kgs

## Dimensions

W - 36 in

L - 72 in

H - 55 in

W - 92 cm

H - 183 cm

L - 140 cm

## Full Commercial Warranty

10y frame, 2y parts, 1y labor



# CR2 CrossRow



## Less Time, Better Results

Torch calories in minimal time with this high intensity resistance workout



## Full Body Workout

Bi-directional resistance allows you to work both sides of the body



## Adjustable Resistance

Smooth, magnetic resistance is easily adjusted from the handle grip

**Frame** - Heavy-duty steel

**Color** - Matte black, chrome & red

**Flywheel** - 26 lbs (12 kgs) with silent drive chain

**Resistance System** - Magnetic

**Max User Weight** - 300 lbs (136 kgs)



### Weight

183 lbs / 83 kgs

### Dimensions

W x L x H  
41 in x 67 in x 41 in  
105 cm x 171 cm x 105 cm

### Full Commercial Warranty

10y frame, 1y parts, 1y labor



# FREE WEIGHTS

---

Superior quality with leading-class comfort, that is our collection of varying Free Weight solutions. Small footprints will help you to maximize space and add utility to awkward corners.

Part III

# VKRI Vertical Knee Raise



With optional Mini Crunch Bench shown in down position

## Weight

186 lbs / 85 kg

## Dimensions

W - 47 in

L - 54 in (64 in w/ crunch bench)

H - 88 in

W - 120 cm

L - 138 cm (163 cm w/ crunch bench)

H - 224 cm

## Light Commercial Warranty

10y frame, parts & upholstery

## Full Commercial Warranty

10y frame, 1y parts, 90 days upholstery



### Convenient Versatility

Execute multiple variations of pull ups, knee raises, dips & push ups with one tower



### Built for Comfort

Oversized bars, commercial grade grips and concaved pads promise supreme comfort



### Commercial Grade

Top to bottom commercial materials make it built to last for years

**Frame** - Heavy-duty, round 11 gauge tubular steel

**Color** - Matte black powder coat finish

**Back & Arm Pads** - Closed cell foam, double stitched high grade naugahyde

**Available Add-Ons** - Mini Crunch Bench

**Orientation** - Forward-facing



# SCS WB SCS Bench



## Weight

75 lbs / 35 kgs

## Dimensions

W - 26 in

L - 72 in

H - 47 in

W - 66 cm

L - 183 cm

H - 120 cm

## Light Commercial Warranty

10y parts

6

### 6 Total Positions

Ranging from decline to incline, the bench has a position for any exercise

+


### Optional Attachments

It's a stand alone star with Preacher Curl & Leg Extension/Curl additions

☁

### Supreme Comfort

Oversized pads provide stability & support with any amount of



**Color** - Matte black, powder coat finish

**Bench Pads** - Closed cell foam, double stitched high grade naugahyde

**Seat Positions** - 4 seat, 5 back

**Optional Add Ons** - Preacher Curl, Leg Ext/Curl attachments

**Weight Capacity** - 1,000 lbs

# HYPI 45/90 Hyper Extension Bench

5

## 5 Total Positions

Ranging from 45 to 90 degrees, 5 different bench angles means more versatility



## Adjustable Pads

Hip & leg pads are fully adjustable for maximum support & comfort



## Compact & Moveable

A minimal footprint and built in wheels make it easy to move & store



## Weight

85 lbs / 39 kgs

## Dimensions

W - 32 in

L - 54 in

H - 40 in

W - 82 cm

L - 138 cm

H - 102 cm

## Light Commercial Warranty

10y frame

**Frame** - Heavy-duty steel

**Color** - Matte black, powder coat finish

**Hip & Leg Pads** - Closed cell foam, double stitched high grade naugahyde

**Transport Wheels** - Rear

**Bench Positions** - 5





### **Weight**

50 lbs / 23 kgs

---

### **Dimensions**

W - 21 in

L - 25 in

H - 55 in

W - 54 cm

L - 64 cm

H - 140 cm

---

### **Full Commercial Warranty**

Limited lifetime frame

## **PTV2**

### **Bumper Plate Tree**

Get organized with a sleek, minimal storage tree. The Bumper Plate Tree is designed to hold both Olympic plates and bumper plates, as well as two full-sized Olympic bars.

---

**Frame** - Heavy-duty steel

**Color** - Matte black, powder coat finish

**Weight Horns** - 1" chrome plated

**Weight Capacity** - 700 lbs (317 kgs)



# VDB8 Vertical Dumbbell Rack

This dumbbell rack holds up to 8 pairs of dumbbells, with a unique vertical design for a minimal footprint. Plastic shields cover each hook to protect both the rack and dumbbells from scratching.



## Frame

Heavy-duty steel



## Color

Matte black, powder coat finish



## Max Capacity

8 pairs of dumbbells



## Weight

49 lbs / 24 kgs

---

## Dimensions

W - 16 in

L - 20 in

H - 52 in

W - 40 cm

L - 49 cm

H - 132 cm

---

## Full Commercial Warranty

Limited lifetime frame

# SQR1 Squat Rack



## Multi Purpose Rack

Versatile design suitable for squats, bench press & pull ups



## Solid Steel Design

Heavy duty steel delivers a durable, long lasting frame



## Built-In Storage

Vertical Olympic bar storage & weight horns make for simple organizing

**Frame** - Heavy-duty steel

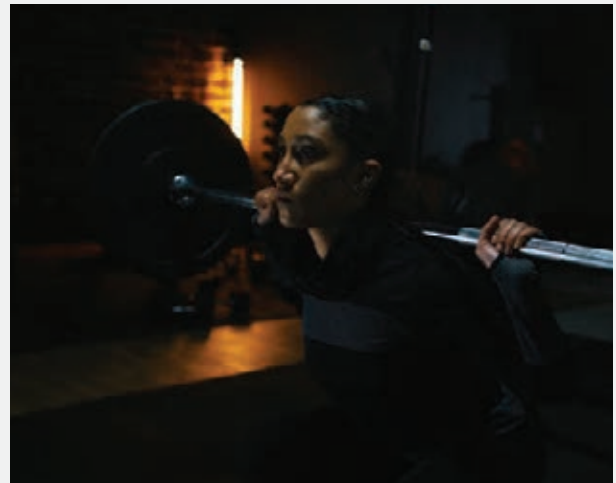
**Finish** - Matte black, electrostatic powder coat

**Spotter Arms** - Self-locking, chrome plated

**Weight Horns** - Solid 1" steel, chrome plated for both Olympic and standard weight plates

**Available Add-Ons** - FT1 Bench, SCS Bench or FLB2 Folding Bench

**Weight Capacity** - 800lbs (363 kg)



### Weight

250 lbs / 114 kgs

### Dimensions

W x L x H  
66 in x 48 in x 79 in  
168 cm x 122 cm x 201 cm

### Light Commercial Warranty

10y frame

# **DBRH** 3-Tier Dumbbell Rack



Store all of your dumbbells, safely, in one place with our 3-Tier Dumbbell Rack. Three solid rows of racking provide more than enough space for your collection, without taking up too much floor space.

---

**Frame** - Heavy-duty steel

**Color** - Matte black, powder coat finish

**Max Capacity** - Fits roughly 16 pairs

## **Weight**

89 lbs / 41 kg

---

## **Dimensions**

W - 19 in

L - 53 in

H - 34 in

W - 49 cm

L - 135 cm

H - 87 cm

---

## **Full Commercial Warranty**

Limited Lifetime frame







Contact your dedicated sales rep today so we can help to bring your fitness center to life.

Inspire Fitness Headquarters

255 Airport Circle Suite 101  
Corona, CA 92880

877-738-1729

[www.inspirefitness.com](http://www.inspirefitness.com)




**Fred  
Hoag**

VP of International Sales  
[fred@inspirefitness.net](mailto:fred@inspirefitness.net)



**Eric  
Waklee**

US Western Regional Sales Manager  
[ericw@inspirefitness.net](mailto:ericw@inspirefitness.net)



**Nolan  
Rudman**

US Eastern Regional Sales Manager  
[nolan@inspirefitness.net](mailto:nolan@inspirefitness.net)



